

flowplan

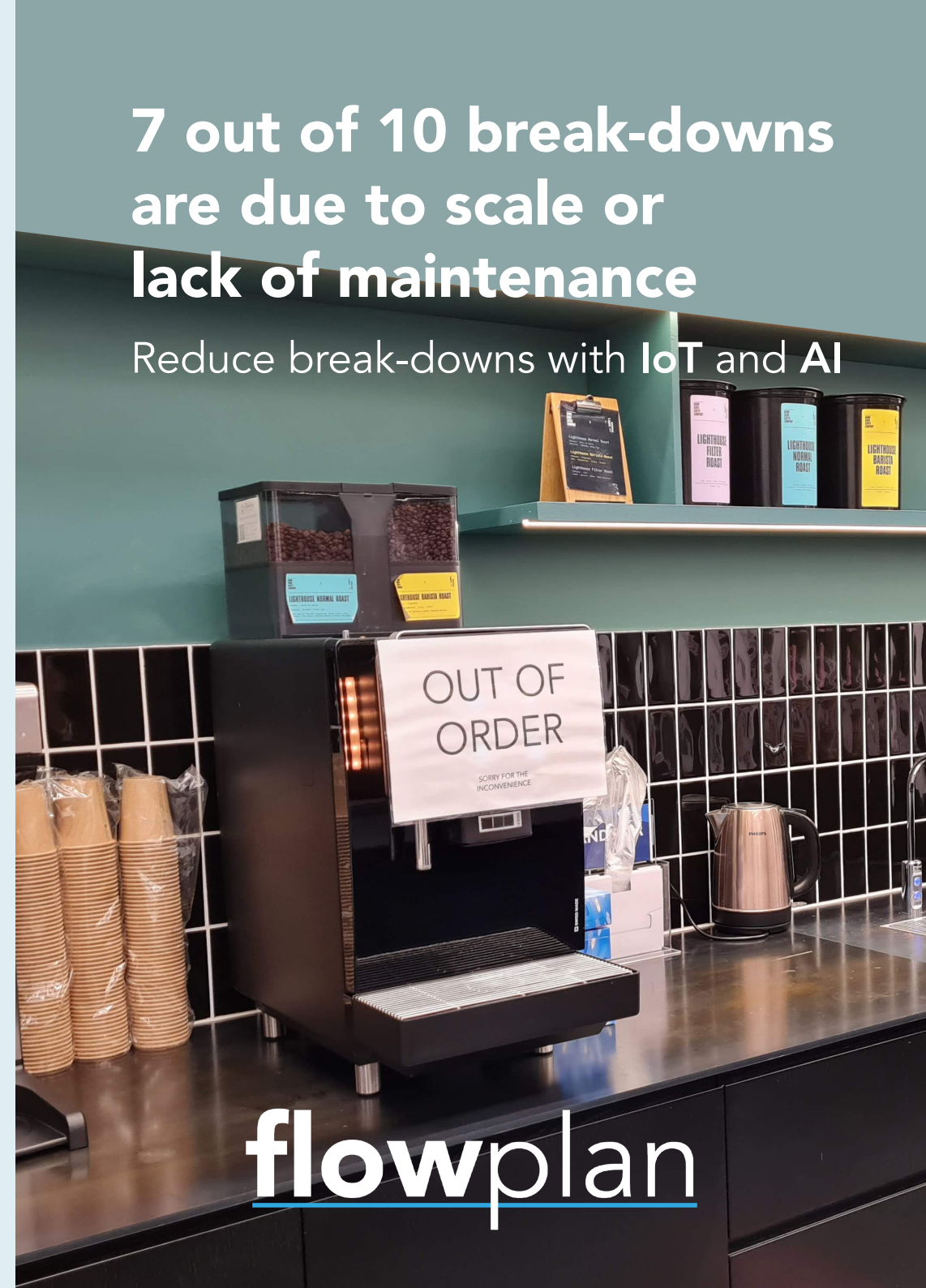
Digitalization made easy

Contact us today to learn more

www.flowplan.io | +45 4411 0800

7 out of 10 break-downs
are due to scale or
lack of maintenance

Reduce break-downs with IoT and AI



flowplan



Flowplan ensures we always know the consumption on our machines. This enables us to do filter changes and preventive maintenance at the right time.



Optimize your maintenance with data

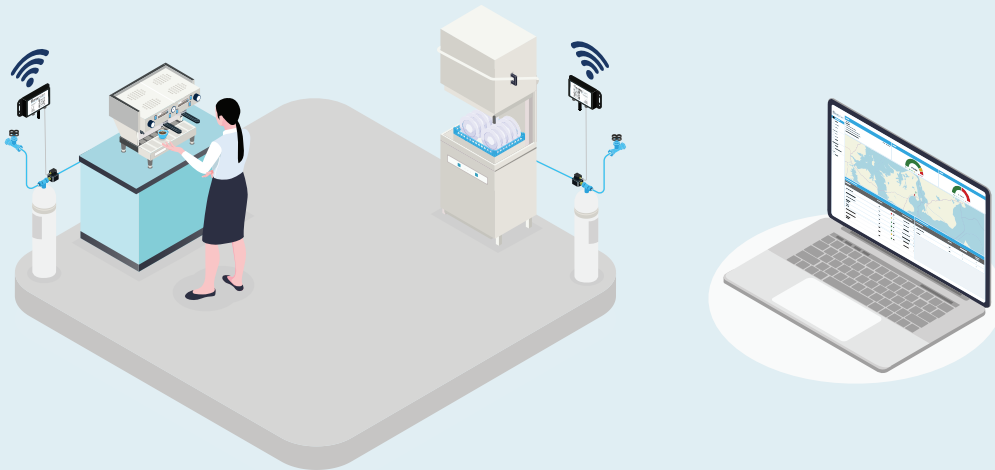
Reduce maintenance costs with Flowplan by getting access to data and plan tasks based on actual consumption.

Installation in under 5 minutes

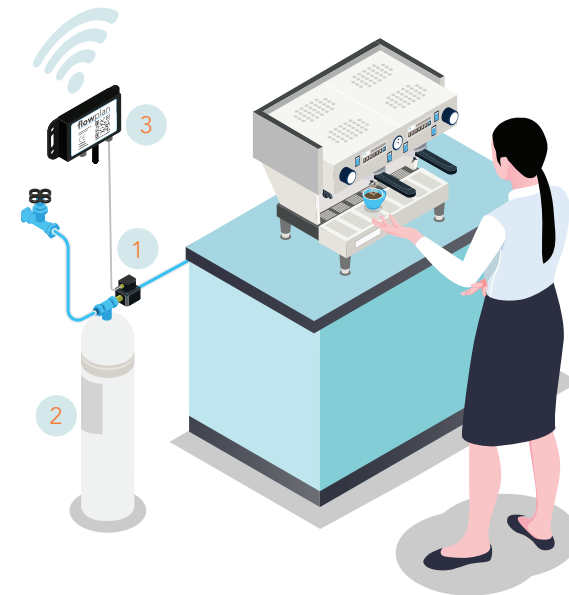
Just attach our Beam and flowmeter to your existing water filter and it automatically connects without the use of 230V or WiFi. Beam is GSM and battery powered.

Complete Backoffice system

Get an easy overview of all your machines, filter changes and preventive maintenance based on actual consumption data. Our Insights AI even shows brew times, cup counters and much more!



Plug-n-play installation



Our **Flowmeter (1)** is installed on your existing water filter **(2)**, and connected to the Flowplan **Beam (3)**. The Beam automatically connects to the network and everything else is then handled by the system. All data is transmitted via the Beam's own cellular network, onto our **Backoffice** system where it's processed and analyzed. Flowplan automatically predicts and plans the next filter change, maintenance visit and even gives insights to coffee brew times, coffee counters and bean consumption.

Flowplan works on all water consuming devices, no matter type or age.

